Quick Start Guide

Fronius Ohmpilot

https://manuals.fronius.com/html/4204260538

OPERATING INSTRUCTIONS



42,0410,2945

006-03062026



DE: WARNUNG!

Fehlbedienung und fehlerhaft durchgeführte Arbeiten können schwerwiegende Personen- oder Sachschäden verursachen. Die Installation und Inbetriebnahme des Geräts darf nur durch geschultes Personal und nur im Rahmen der technischen Bestimmungen erfolgen. Vor Arbeiten mit dem Gerät, alle beiliegenden, aufgedruckten und online zur Verfügung gestellten Dokumente lesen und verstehen! Dieses Dokument beschreibt nicht alle möglichen Systemkonfigurationen. Hiermit erklärt Fronius International GmbH, dass der Funkanlagentyp Fronius Ohmpilot der Richtlinie 2014/53/EU entspricht. Der vollständige Text der EU-Konformitätserklärung ist unter der folgenden Internetadresse verfügbar: www.fronius.com

EN: WARNING!

Operating the equipment incorrectly or poor workmanship can cause serious injury or damage. The device may only be installed and commissioned by trained personnel acting in accordance with the technical regulations. Before working with the device, ensure that you have read and understood all the documents provided (both hard copies enclosed with the product and documents provided online). This document does not describe all of the possible system configurations. Fronius International GmbH declares that the radio equipment type Fronius Ohmpilot is in compliance with Directive 2014/53/EU. The full text of the EU declaration of conformity is available at the following internet address: www.fronius.com

FR: AVERTISSEMENT!

Les erreurs de commande et les erreurs en cours d'opération peuvent entraîner des dommages corporels et matériels graves. L'installation et la mise en service de l'appareil ne doivent être effectuées que par du personnel formé à cet effet et dans le cadre des dispositions techniques. Ne travailler avec l'appareil que lorsque tous les documents mis à disposition en annexe, imprimés et en ligne, ont été lus et compris ! Ce document ne décrit pas toutes les possibilités de configurations système. Le soussigné, Fronius International GmbH, déclare que l'équipement radioélectrique du type Fronius Ohmpilot est conforme à la directive 2014/53/UE. Le texte complet de la déclaration UE de conformité est disponible à l'adresse internet suivante: www.fronius.com

IT: AVVISO!

Il cattivo uso dell'apparecchio e l'errata esecuzione dei lavori possono causare gravi lesioni personali o danni materiali. L'installazione e la messa in funzione dell'apparecchio devono essere eseguite esclusivamente da personale qualificato e conformemente alle disposizioni tecniche. Prima di lavorare con l'apparecchio, leggere e comprendere tutta la documentazione cartacea acclusa e disponibile online! Il presente documento non descrive tutte le possibili configurazioni del sistema. Il fabbricante, Fronius International GmbH, dichiara che il tipo di apparecchiatura radio Fronius Ohmpilot è conforme alla direttiva 2014/53/UE. Il testo completo della dichiarazione di conformità UE è disponibile al seguente indirizzo Internet: www.fronius.com
Raccolta differenziata. Verifica le disposizioni del tuo Comune. Riduci il volume della scatola.

PL: OSTRZEŻENIE!

Błędy obsługi i nieprawidłowo wykonane prace mogą spowodować ciężkie obrażenia u osób lub poważne uszkodzenia. Montaż i uruchomienie falownika mogą zostać wykonane wyłącznie przez przeszkolony personel i wyłącznie w ramach wymagań technicznych. Przed przystąpieniem do wykonywania prac z urządzeniem należy zapoznać się dokładnie z treścią wszystkich dokumentów dołączonych do urządzenia, nadrukowanych na nim lub udostępnionych online!. W niniejszym dokumencie nie opisano wszystkich możliwych konfiguracji systemu. Fronius International GmbH niniejszym oświadcza, że typ urządzenia radiowego Fronius Ohmpilot jest zgodny z dyrektywą 2014/53/UE. Pełny tekst deklaracji zgodności UE jest dostępny pod następującym adresem internetowym: www.fronius.com

CS: VAROVÁNÍ!

Nesprávná obsluha a chybně prováděné práce mohou zapříčinit vážná zranění či materiální škody. Instalaci a uvedení přístroje do provozu smí provádět pouze vyškolený odborný personál a jen v rámci technických předpisů. Před zahájením práce s přístrojem si prostudujte všechny přiložené, vytištěné a online dokumenty tak, abyste jim porozuměli! Tento dokument nepopisuje veškeré možné konfigurace systému. Společnost Fronius International GmbH tímto prohlašuje, že typ rádiového systému Fronius Ohmpilot odpovídá směrnici 2014/53/EU. Úplný text prohlášení o shodě EU je dostupný na internetové adrese: www.fronius.com

RO: AVERTIZARE!

Operarea defectuoasă și lucrările executate incorect pot cauza vătămări corporale sau daune materiale grave. Instalarea și punerea în funcțiune a aparatului pot fi efectuate doar de către personal instruit și doar în condițiile respectării dispozițiilor tehnice. Înainte de efectuarea oricăror lucrări cu aparatul, citiți și înțelegeți toate documentele puse la dispoziție în anexă și online! Prezentul document nu descrie toate configurațiile posibile ale sistemului. Prin prezenta, FRONIUS International GmbH declară că tipul de instalație radio Fronius Ohmpilot orespunde directivei 2014/53/EU. Textul integral al declarației de conformitate CE este disponibil la următoarea adresă de Internet: www.fronius.com

Technical Data - General	
Dimensions (height x width x depth)	350 mm x 280 mm x 110 mm
Weight	3.9 kg
Degree of protection	IP54
Installation	Wall
Ambient temperature range	0 - 40 °C
Permissible humidity	0-99% (non-condensing)
Cooling	Convection
Storage temperature	-40 to 70 °C
EMC device class	B
Overvoltage category (IEC 61010-1)	3
Pollution degree (IEC 60664-1)	3

Technical Data - Input	
Frequency	50 Hz
Nominal voltage	230 V / 400 V
Max. Input current (one phase / three phase)	1 x 16 A / 3 x 16 A
Cable connection	spring clamp, 1.5 - 2.5 mm²

Technical Data - Interfaces	
Modbus RTU	RS 485, max 1000 m, shielded and twisted.
LAN	Ethernet min. CAT5, shielded
WLAN	IEEE 802.11 b/g/n
Temperature sensor	PT1000 (max. cable length 30 m)
Cable connection	spring clamp, 0.2 - 1.5 mm².

Technical Data - Output	
Analogue out 1-phase / 3-phase	Continuously variable 0 - 3 / 0 - 9 kW
Nominal current analogue per phase	13 A (only resisitive loads)
Short circuit current analogue out	16 A (only resisitive loads, max. 5 sec.)
Max. current relay out	L2 / L3 16A (only resisitive loads, max. 5 sec.)
Multi-function relay out	min. 15 V / 2 mA; max. 16 A (only resisitive loads, max. 5 sec.)
Cable connection	spring clamp, 1.5 - 2.5 mm²
Standby consumption	1.8 W

Warning notices on the device

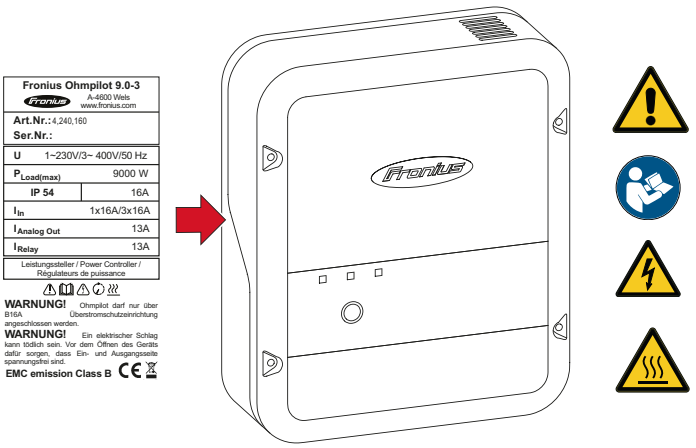

Mounting conditions

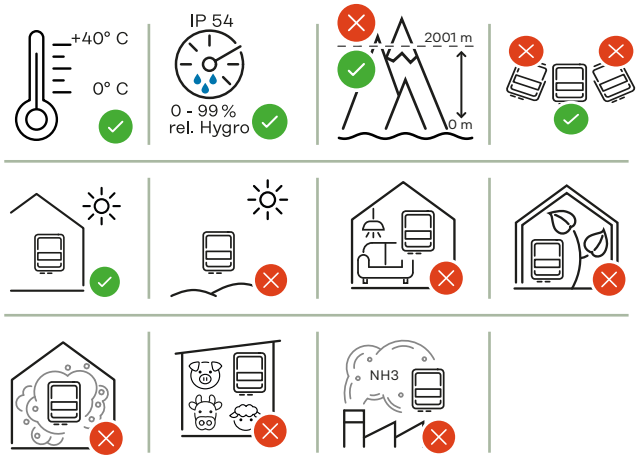

Mounting

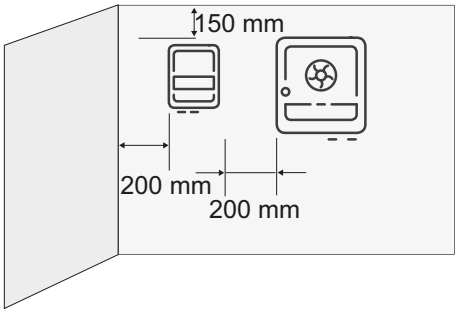

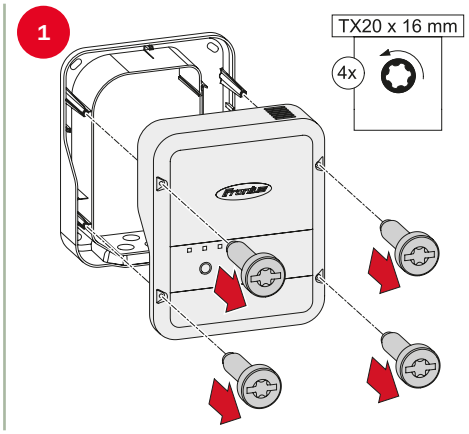

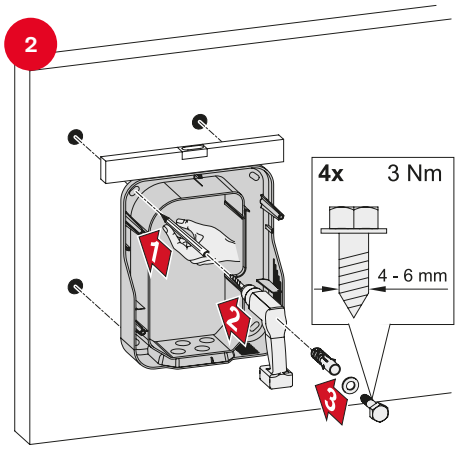

Stripping lenghts

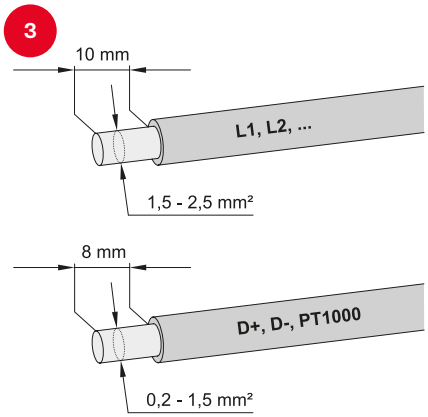

Example 1/1-phase heating element up to 3 kW

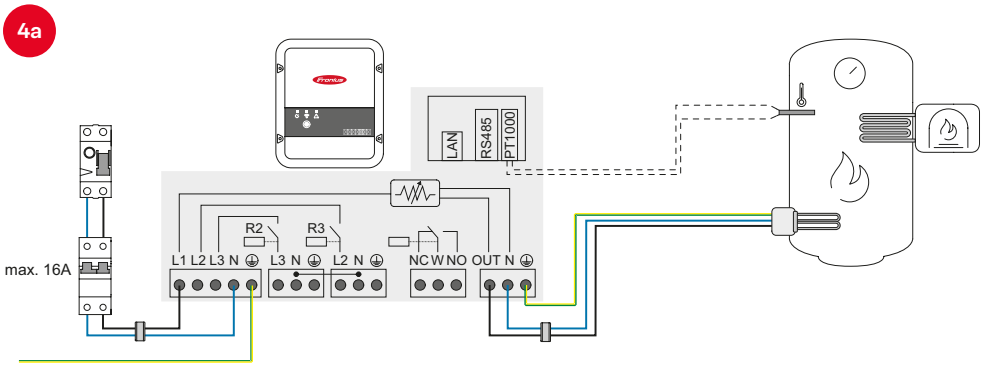

Example 2/3-phaseeating element up to 9 kW

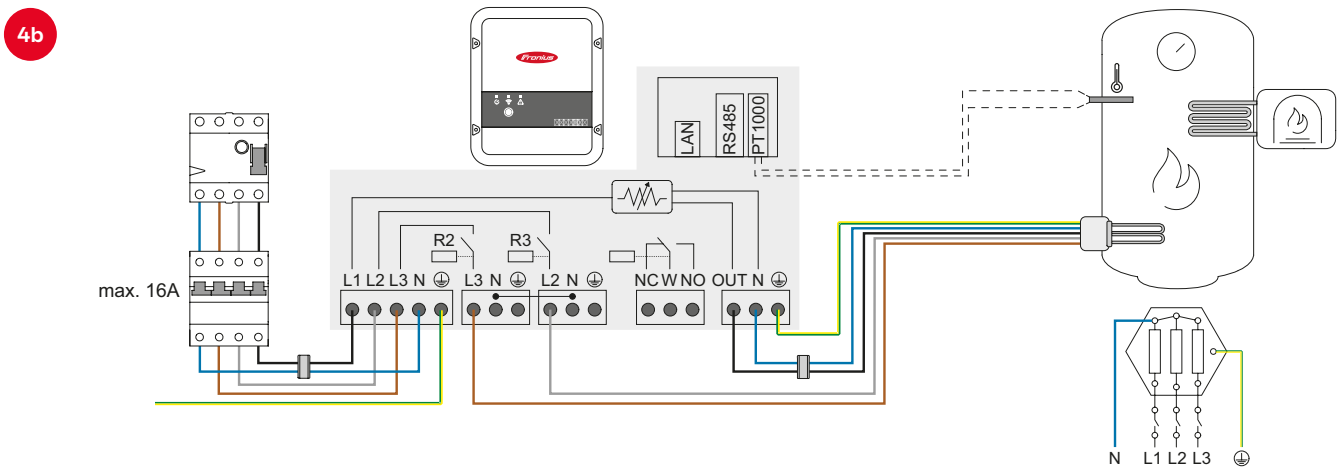

Example 3/1-phase heating element up to 3 kW with heat pump control

4c

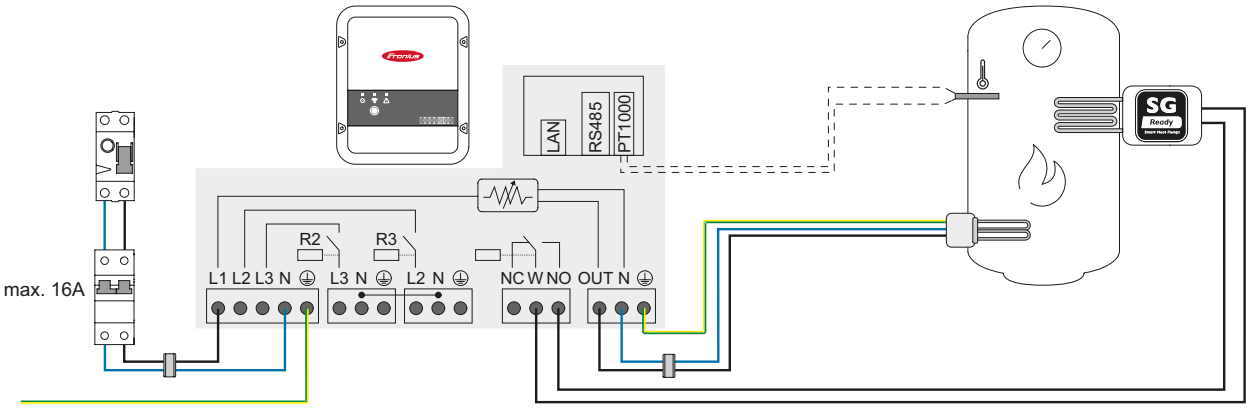

Example 4/1-phase heating element up to 3 kW and external source

4d

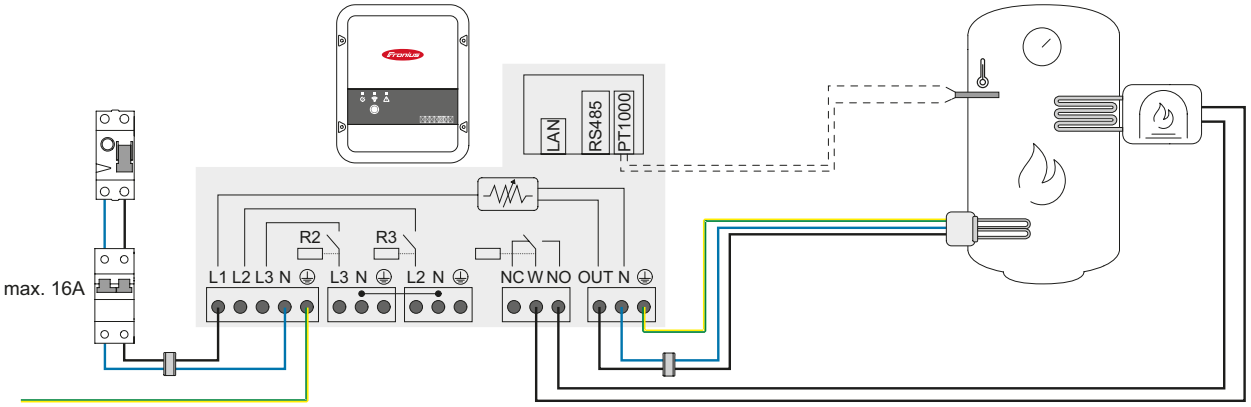

Example 5/Two heating elements - 3-phase and 1-phase

4e

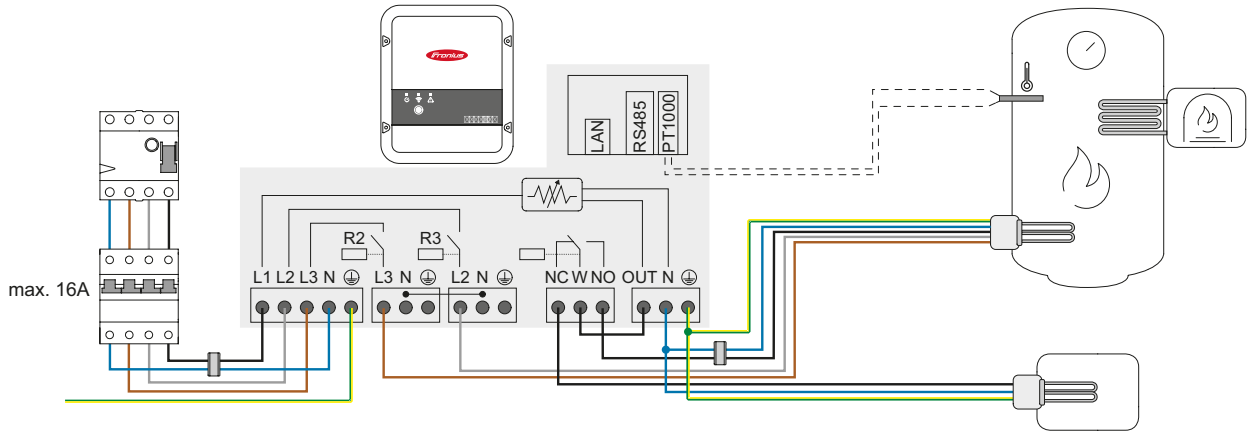

Example 6/Two 3-phase heating elements up to 9 kW

4f

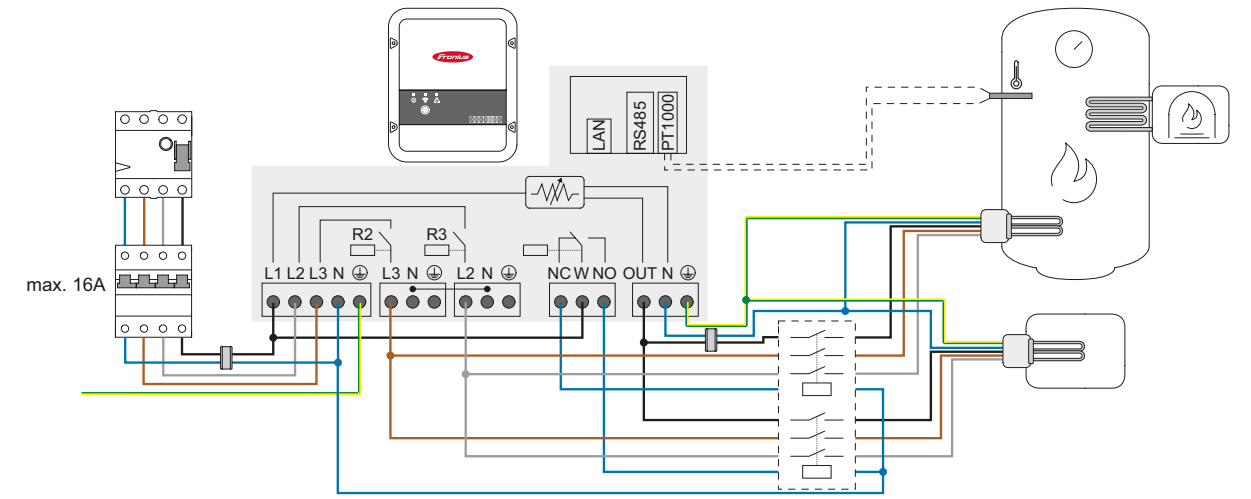

Example 7 / 1-phase heating element up to 3 KW and circulating pump

4g

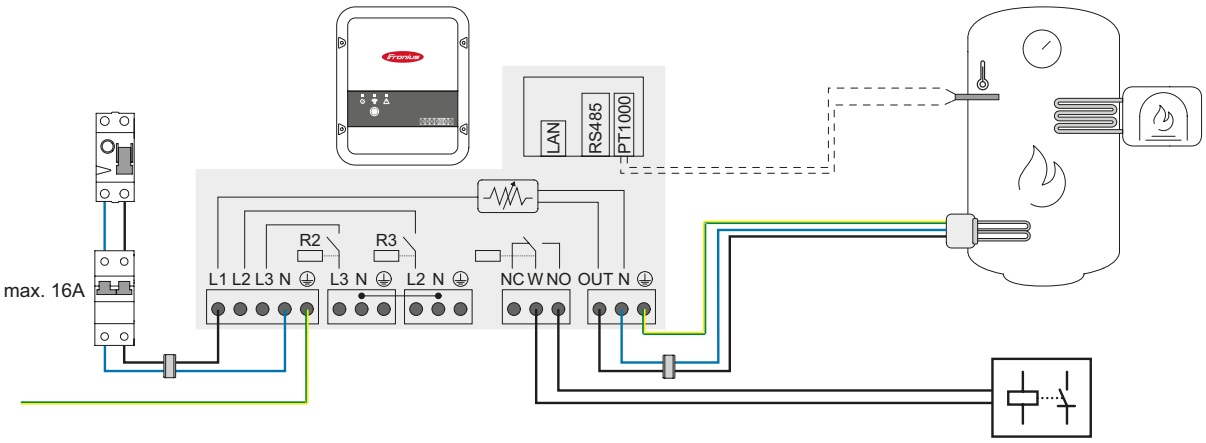

Data Wiring

5

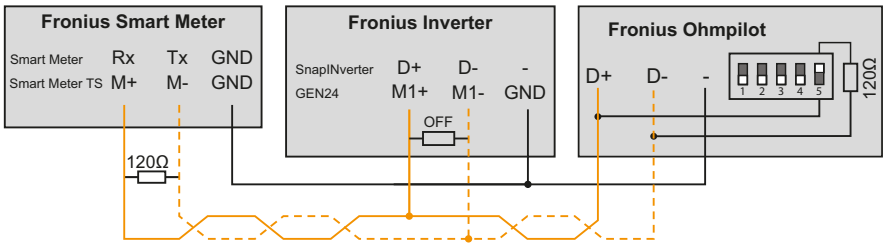

Close & Commissioning

6

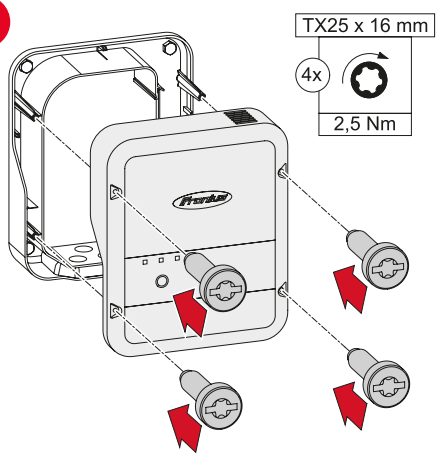

Setup with mobile phone

7

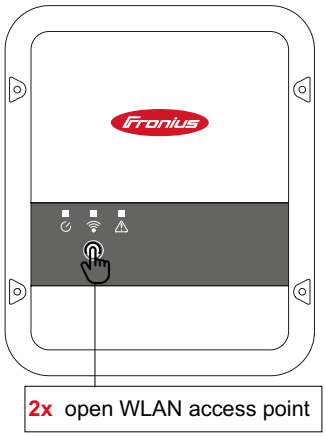

8

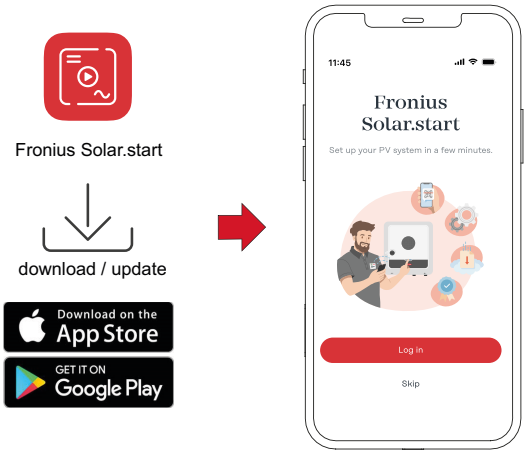

Set Network Connection

9

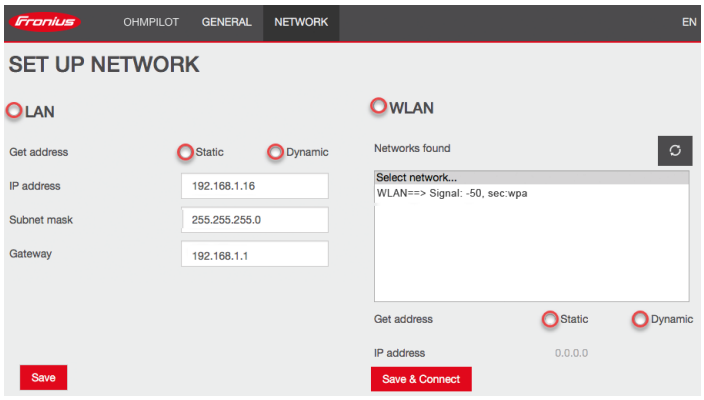

Set Heater 1

10

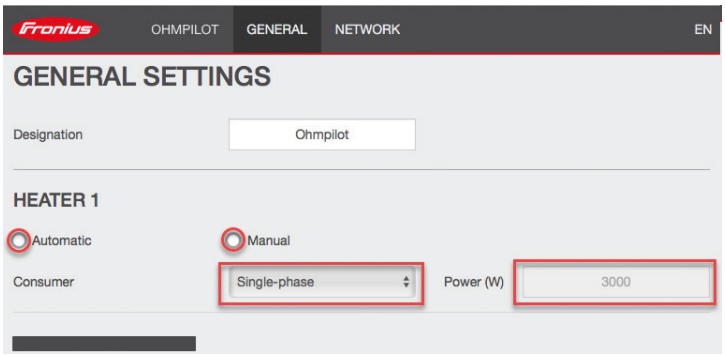

Automatic : default setting Manual: optional setting

Set Heater 2 - Example 3

11a

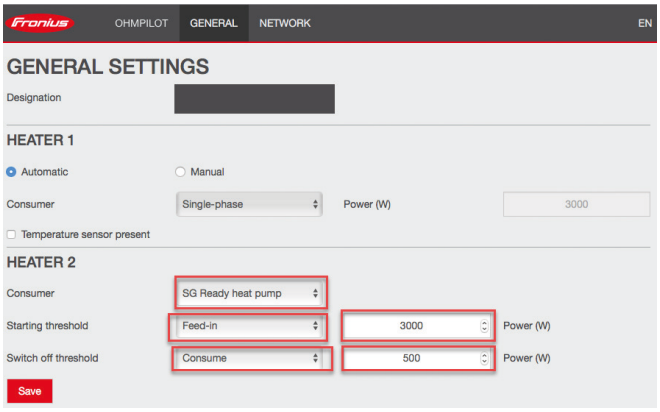

Select „SG ready heat pump“ and set power limits

Set Heater 2 - Example 4

11b

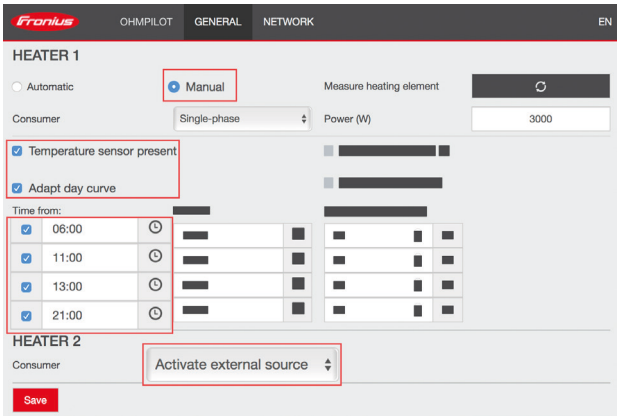

Activate „temperature sensor preset“, „adapt day curve“. Select „Activate external source“.

Set Heater 2 - Example 5/6

11c

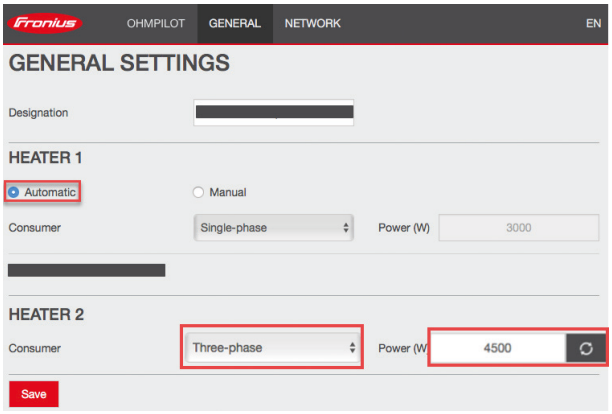

Select „Three-phase“ and set power limit

Set Heater 2 - Example 7

11d

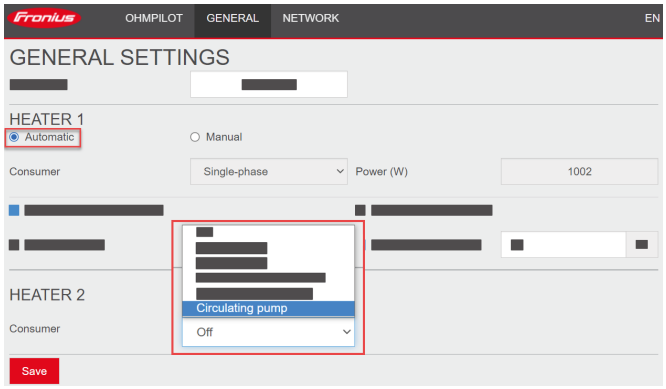

Select „Circulating pump“

Activate legionella prevention

12

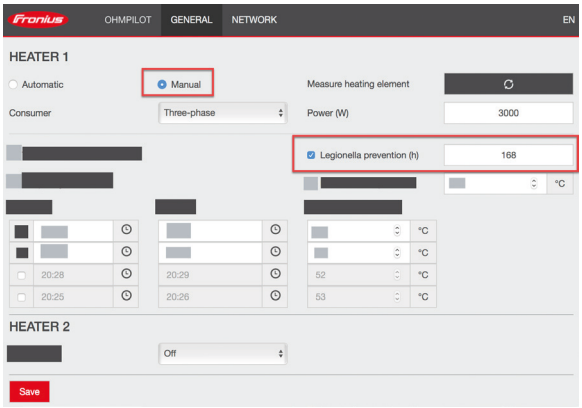

Select „Legionella protection“ and time intervall

Temperature Limitation

13

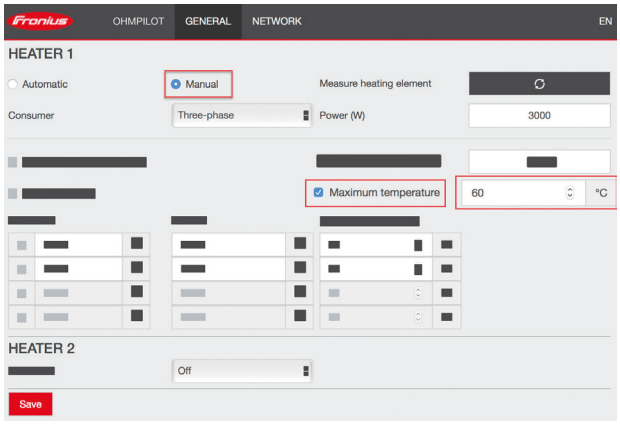

Select „Maximum temperature“ and set limit

Boost Mode (optional)

14

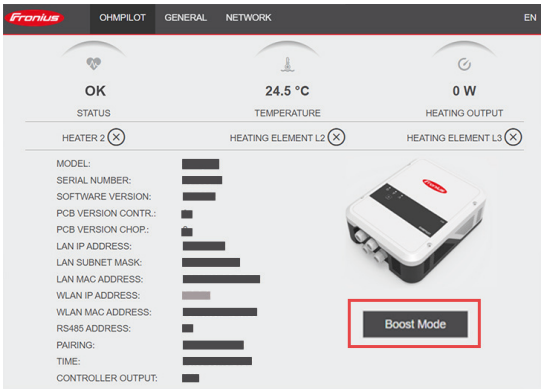

Activate „Boost Mode“ in the device settings or with the button on the front plate.



fronius.com/en/solar-energy/installers-partners/products-solutions/monitoring-digital-tools

MONITORING & DIGITAL TOOLS

Fronius International GmbH
Froniusstraße 1
4643 Pettenbach
Austria
contact@fronius.com
www.fronius.com

Under www.fronius.com/contact you will find the adresses of all Fronius Sales & Service Partners and locations.